

1. CLICK ON RED BOX MAIN

The screenshot shows the ECHO (Elite Care Health Organization) system interface. At the top left is the ECHO logo. Below it are three buttons: 'Main' (highlighted with a red box), 'Settings', and 'Logout'. The page header includes the date and time 'Friday, September 01, 2023 08:46:37 AM' and a user greeting 'Welcome ADAUSCHER02'. The main content area features the ECHO logo, the text 'EZ-NET v6.7.0 Presented By', and the Citra logo with the tagline 'extract the power of health'. Below this, it states 'This page has been visited 72 times'. The footer contains the user name 'ADAUSCHER02', copyright information 'Copyright© 2006-2023 Citra Health Solutions. All Rights Reserved. System availability, transaction execution, And response times may vary due To volume, system performance And other factors.Technology provided by Citra Health Solutions.', and the version 'EZ-NET v6.7.0'.

2. HOVER MOUSE OVER RED BOX GENERAL

This screenshot is similar to the first one but shows the 'General' dropdown menu open. The 'Main' button is no longer highlighted. The 'General' menu is highlighted with a red dashed box and contains three items: 'Inquiry Documents', 'Upload Document', and 'Custom Reports'. The rest of the page content, including the ECHO and Citra logos, version information, and footer, remains the same as in the first screenshot.

3. CLICK ON RED BOX CUSTOM REPORTS THIS WILL OPEN A NEW WINDOW

ECHO
ELITE CARE HEALTH ORGANIZATION

Main Settings Logout

Friday, September 01, 2023 08:53:20 AM Welcome ADAUSCHER02

Providers Members Auth/Referrals Claims References Favorites **General**

Inquiry Documents
Upload Document
Custom Reports

ECHO
ELITE CARE HEALTH ORGANIZATION

EZ-NET v6.7.0
Presented By

citra extract the power of health

This page has been visited 72 times

ADAUSCHER02 Copyright© 2006-2023 Citra Health Solutions. All Rights Reserved. System availability, transaction execution, EZ-NET v6.7.0
And response times may vary due To volume, system performance And other factors.Technology provided by Citra Health Solutions.

4. CLICK ON THE RED BOX SELECT COMPANY. (SCMG IS AN EXAMPLE YOUR COMPANY NAME MAY BE DIFFERENT)

Preview Custom Report - Google Chrome

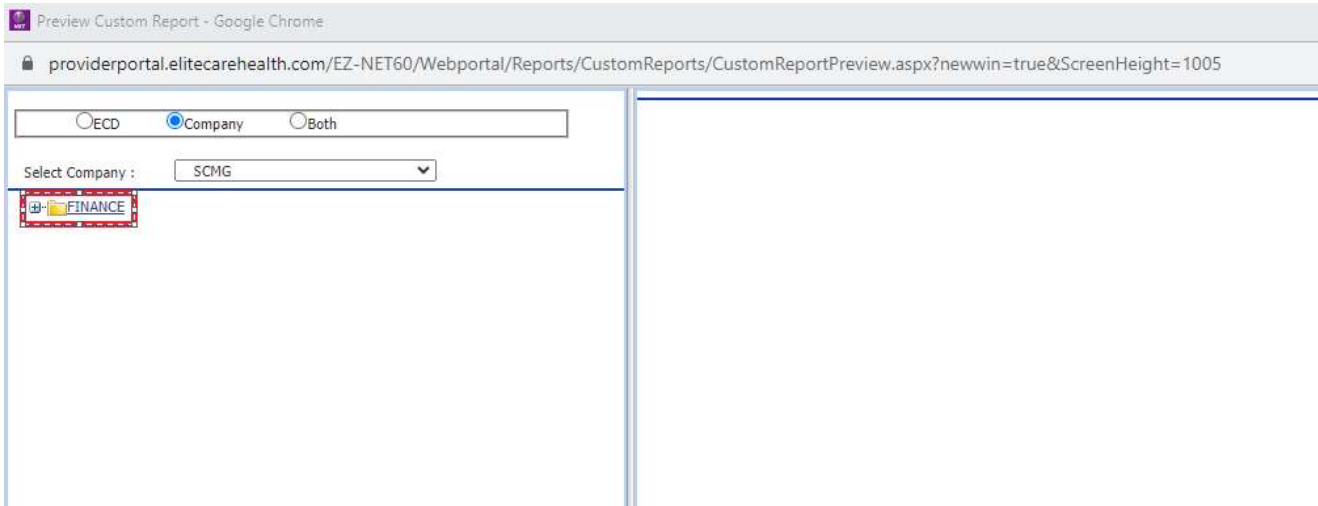
providerportal.elitecarehealth.com/EZ-NET60/Webportal/Reports/CustomReports/CustomReportPreview.aspx?newwin=true&ScreenHeight=1005

ECD Company Both

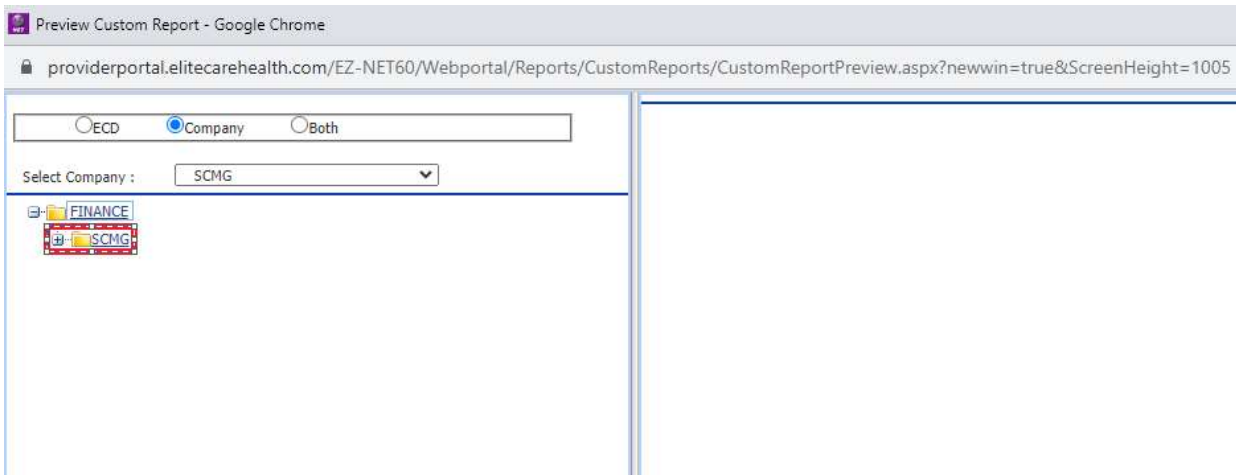
Select Company : SCMG

FINANCE

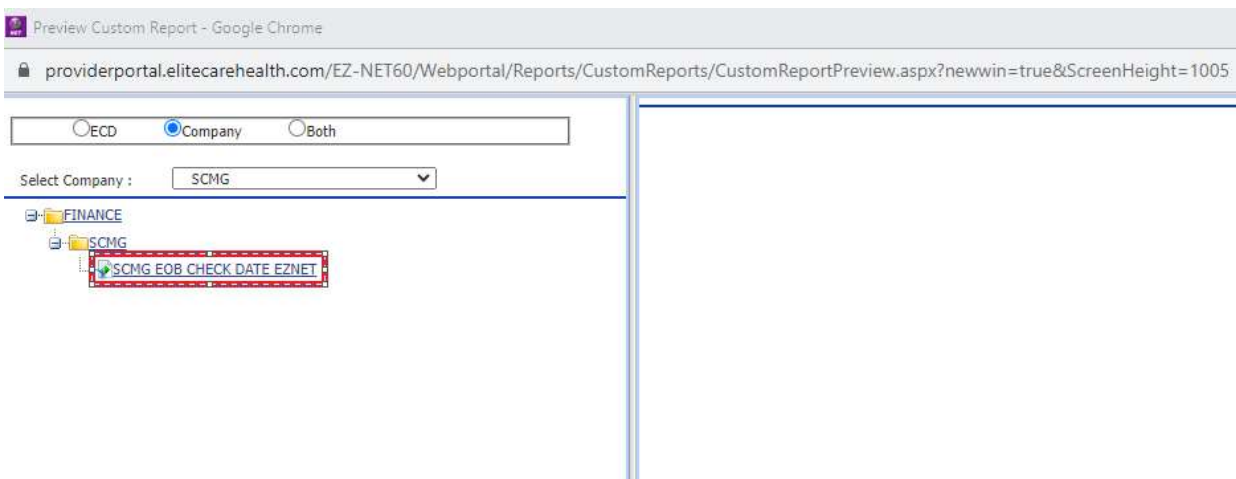
5. CLICK ON RED BOX FINANCE



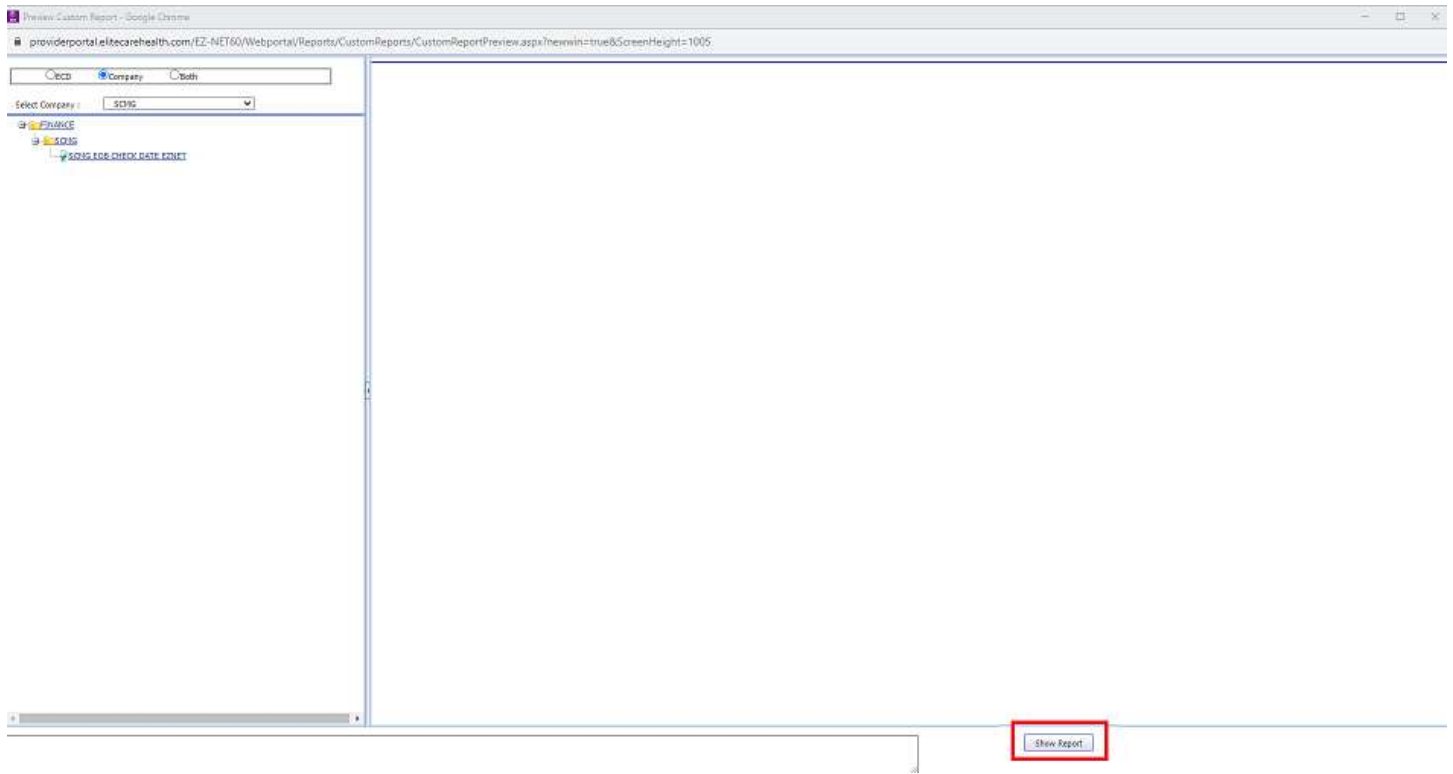
6. CLICK ON RED BOX IPA / MEDICAL GROUP NAME



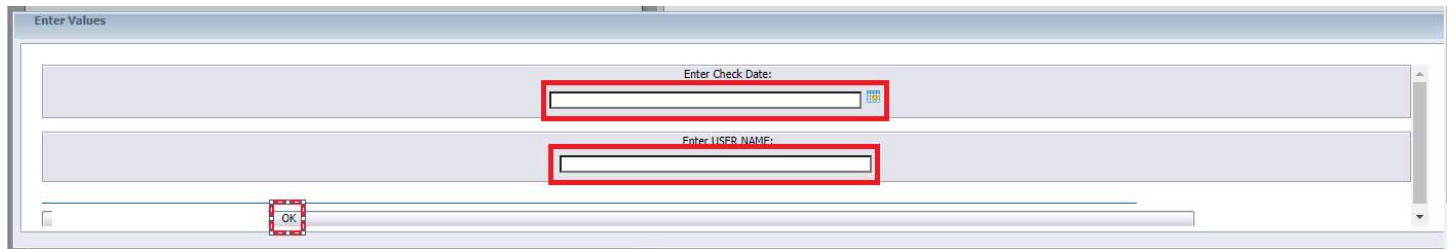
7. CLICK ON RED BOX EOB_CHECK_DATE_EZNET



8. CLICK ON RED BOX SHOW REPORT



9. CLICK ON THE RED BOX SELECT THE DATE FOR EOBs DESIRED AND ENTER USER NAME THEN OK



10. CLICK ON THE RED BOX TO PRINT

